

# COLLEZIONE PANT

COLLECTION COLLECTION

Anta tipo tamburata bianca con telai e coprifili in laminatino. Tre cerniere tipo Anuba. Serratura magnetica. Battente da 68 / 78 / 88 cm, altezza 214.

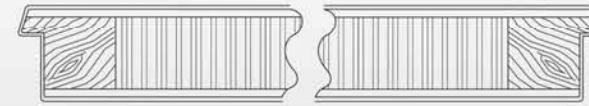
White hollow-core door with laminated frames and casings. Three Anuba type hinges. Magnetic lock. Shutter from 68 / 78 / 88 cm, height 214.  
For internal sliding door kit, the frame only in MDF.

Battant à âme creuse blanche avec cadre et couvre-fils en lamellé. Trois charnières Anuba. Serrure magnétique. Battant de 68 / 78 / 88 cm de largeur et 214 cm de hauteur.  
Pour kit de coulissant, le cadre uniquement en MDF.

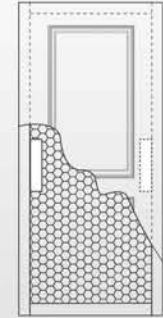
Per kit scorrevole interno telaio solo in MDF.

## .Pannello porta

Door panel  
Panneau porte



PANNELLO TAMBURATO PORTA  
HOLLOW CORE DOOR PANEL  
PANNEAU À ÂME CREUSE

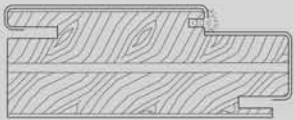


## TELAIO TIPO A LISTELLARE

A RICHIESTA SPECIFICA LSB (FIBRA DI LEGNO)

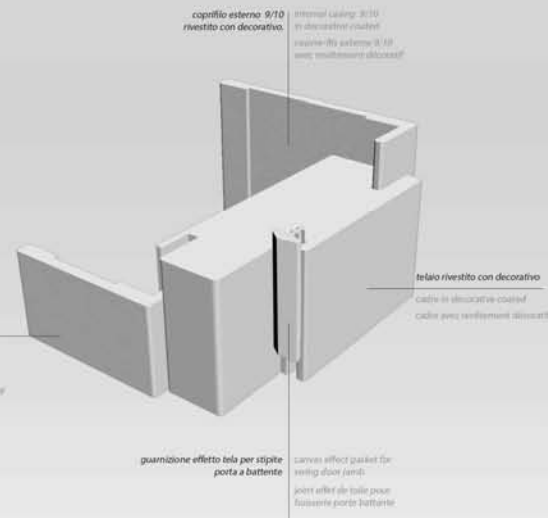
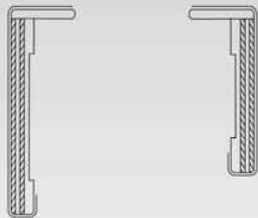
FRAME TYPE A IN LAMINATE  
A SPECIFIC REQUEST LSB (WOOD FIBER)

UN CADRE DE TYPE A LAMELLE  
UNE DEMANDE SPECIFIQUE CADRE DE TYPE A EN FIBRE DE BOIS



## COPRIFILO PIATTO IN MULTISTRATO

FLAT CASING IN PLYWOOD  
COUVRÉ-FILS PLAT EN CONTREPLAQUE



## .Caratteristiche dell'anta

Door panel characteristics  
Caractéristiques du battant vitré


Anta tamburata con struttura portante in abete, alveolare a maglia stretta e copertine in MDF pressopiegate e laccate. Tre cerniere Tipo Anuba per anta, serratura tipo centro magnetica.

Hollow-core door with bearing structure in fir, narrow honeycomb mesh, and MDF covers, prebent and lacquered. Three Anuba type hinges to door, lock type magnetic center, 44mm white grooved panel.

Battant à âme creuse avec structure en sapin, en nid d'abeille à maille étroite et couverture MDF plié à la presse et laquée. Trois charnières Anuba par porte, serrure magnétique.

## .Finiture

Finishing  
Finition



BIANCO  
WHITE  
BLANC

pannello pantografato da 44mm bianco

44mm white (door pantographed) panel  
Panneau blanc pantographé de 44mm

Apertura. opening ouvertures

\_battente \_shutter \_scorrevole interno \_internal sliding door  
\_battant \_coulissant

\_scorrevole esterno \_external sliding door  
\_coulissant extérieur

Finiture. finishings finition

\_bianco white blanc

vedi pagina 179 see page 179  
voir page 179

Vetri. glass vitrage

\_LVSAT  
\_LVSAT 51

vedi pagina 171 see page 171  
voir page 171



Apertura. opening ouvertures

\_battente \_shutter \_battant \_scorrevole interno \_internal sliding door \_coulissant

\_scorrevole esterno \_external sliding door \_coulissant extérieur

Finiture. finishings finition

\_bianco white blanc

vedi pagina 179 see page 179  
voir page 179

Vetri. glass vitrage

\_LVSAT  
\_LVSAT 51

vedi pagina 171 see page 171  
voir page 171

